

Dear Travel Partners,

The following NEW Philippine Airlines' Travel Procedures for Manila will take effect on July 27, 2020. PAL passengers are asked to Pre-Register 3 days prior to their departure for Manila thru the PAL website. Procedures are shown below:



**MANILA ARRIVAL GUIDE**



**BEFORE YOU FLY**

Pre-register for the mandatory RT-PCR Test upon arrival

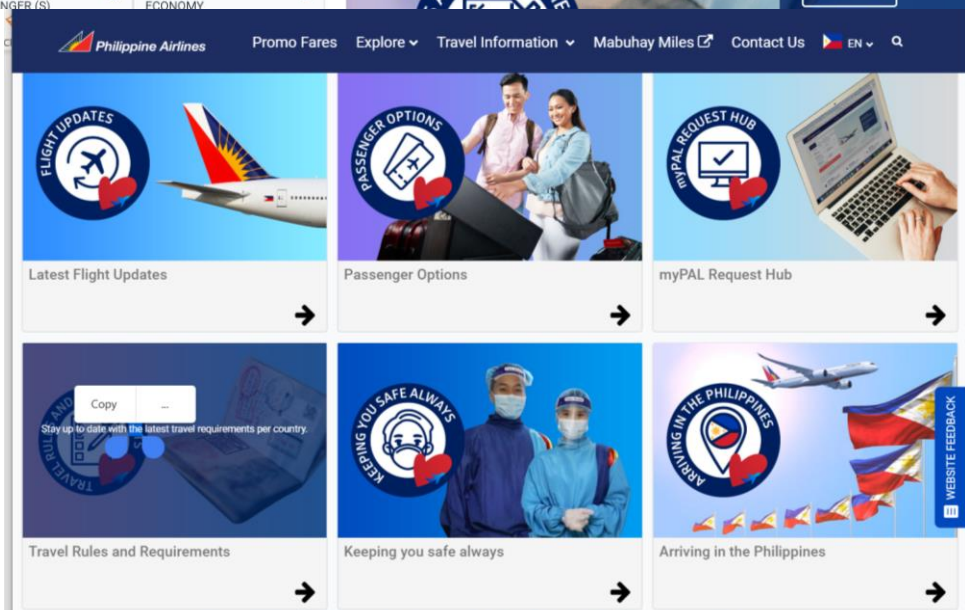
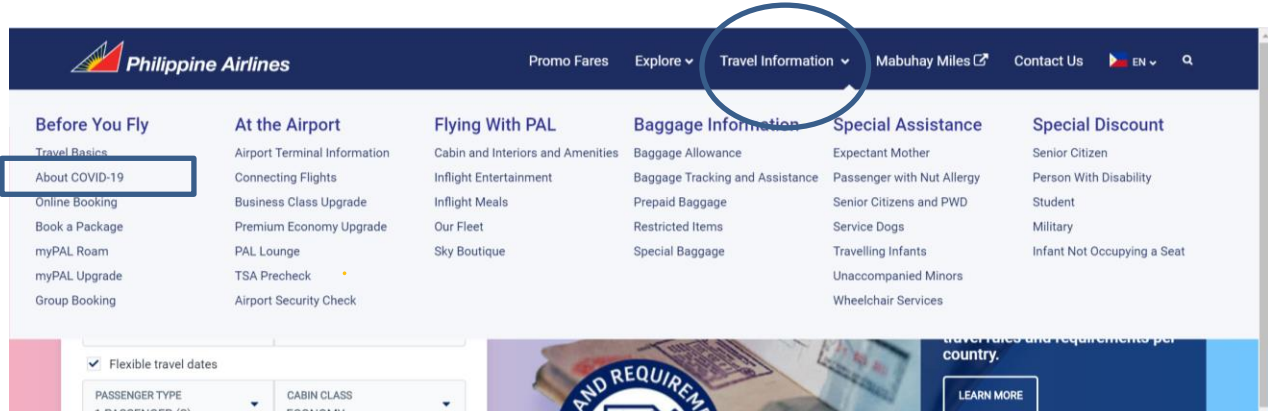
- 1**  Pre-register
- 2**  Receive and Save Unique Reference Code
- 3**  Register and Accomplish PAL e-CIF
- 4**  Receive and Save E-mail and QR Code

**For Overseas Filipino Workers**  
Register through the Philippine Red Cross Portal

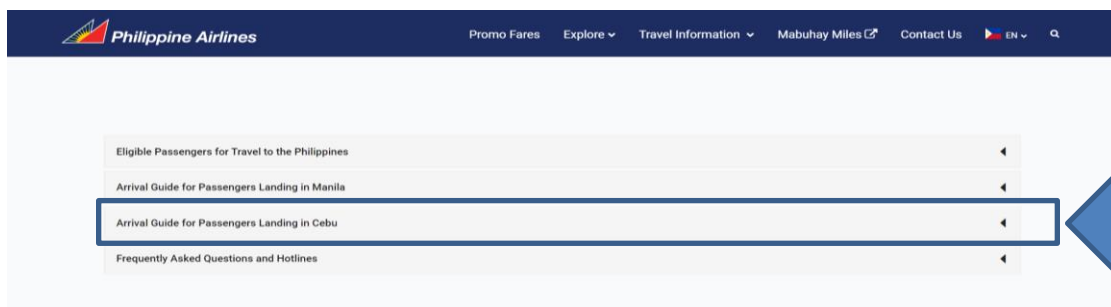
**For Overseas Filipino Workers**  
Complete the OFW Assistance Information System (OASIS)

**For Returning Overseas Filipinos**  
Make a booking at a hotel accredited by the Philippine Tourism and Health Authorities for quarantine upon arrival

Go to the PAL Website, click the TRAVEL INFORMATION tab then ABOUT COVID19 and choose last banner ARRIVING IN THE PHILIPPINES (for Non-OFW or Sea Farer)



Click This



Passenger should choose which category they belong and fill out the form and follow directions for next step.



## AFTER CHECK-IN

Complete the Electronic Health Locator Form and Arrival Card through the Philippine Bureau of Immigration portal or by scanning the QR code below:



## AT THE TERMINAL

- 1** Undergo thermal screening upon deplaning
- 2** Proceed to your designated waiting area
- 3** Accomplish the additional required forms
- 4** Undergo briefing conducted by the Philippine Coast Guard
- 5** **For Overseas Filipino Workers:** proceed to the verification booth and undergo the free COVID-19 RT-PCR Test  
**For Returning Overseas Filipinos:** Proceed to the verification booth, and pay and undergo the COVID-19 RT-PCR Test
- 6** Proceed to Immigration



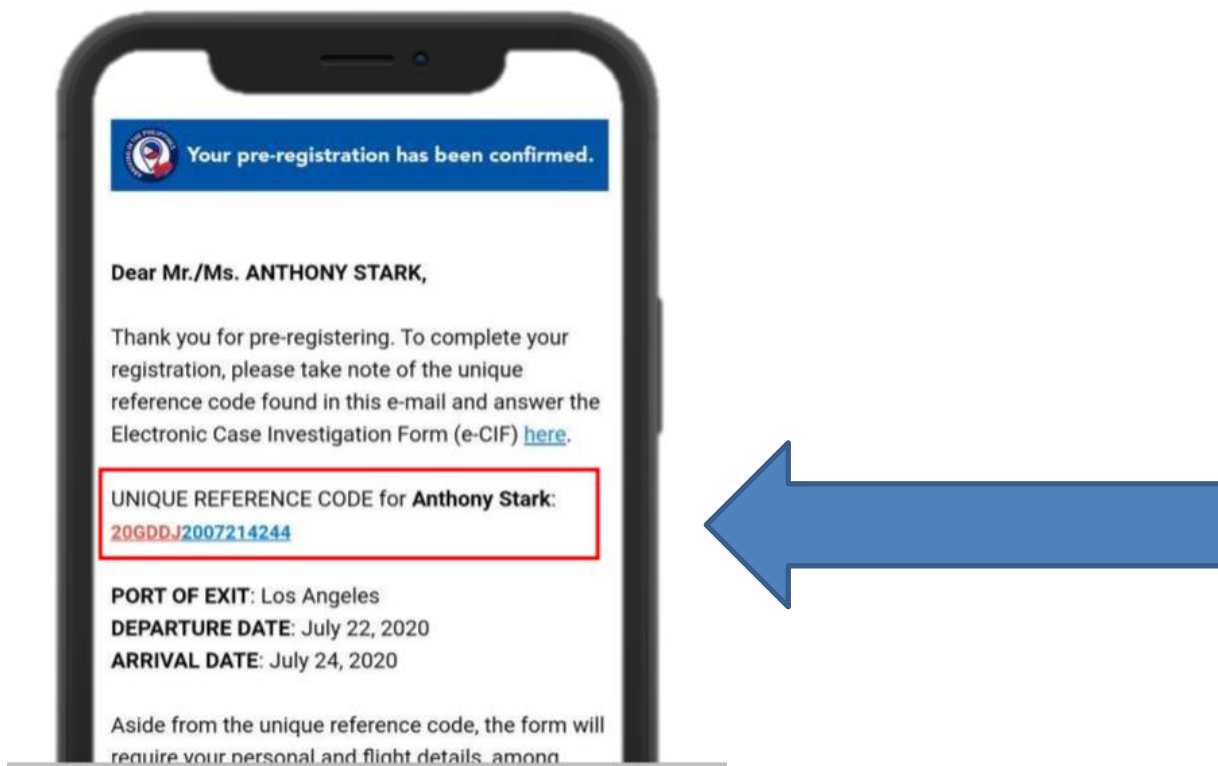
## AT THE HOTEL

- 1** **Check-in and wait for your test results**  
**For Overseas Filipino Workers:** may take up to 3-5 days | **For Returning Overseas Filipinos:** may take up to 2 days
- 2** **Test results will be sent via the e-mail address you provided during registration**  
**NEGATIVE RESULT** Present your result and certificate to the assigned quarantine personnel at the hotel for clearance | **POSITIVE RESULT** You will be endorsed by the BOQ to a hospital for further medical management
- 3** **Obtain your BOQ medical certificate via the DOH-BOQ certificate page.**



## RETURNING HOME

- You may ask your relatives to pick you up or arrange your own transportation going home**
- 1** **For Land-based OFWs:** Contact OWWA to arrange for your land-, air-, or sea-based transportation going home | **For Sea-based OFWs:** Contact your Local Manning Agencies to arrange for your land-, air-, or sea-based transportation going home | **For Returning Overseas Filipinos:** Further transportation to your home will be at your own expense
  - 2** **You must complete a 14-day quarantine/self-isolation once you get home**



Passengers without access to any electronic device **MUST** pre-register but need to write down their **UNIQUE REFERENCE CODE** and proceed to assistance desk on arrival.

We encourage all PAL passengers to follow the above procedures, register in advance, pre book their hotels and transfer as necessary to avoid any inconvenience and experience faster processing upon arrival in Manila.

Thank you for your cooperation.

**Philippine Airlines**  
**Canada Sales**